

Advent Flip Book



Advent Flip Book

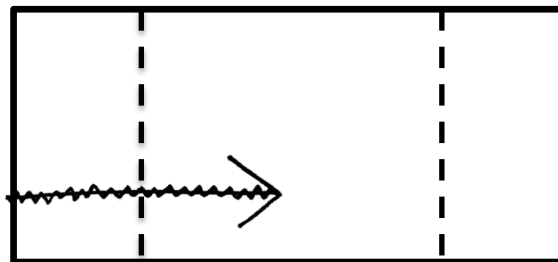
The 'Advent Interactive Flip Book' is a creative and engaging activity that your students can use to reflect on the meaning of Advent.

Flip Book Construction Instructions


Please note: It is ideal to color, decorate and complete worksheets before pasting them into the book.

For flip pages, please begin with the largest page first.
(see instructions on the next page)


1. Select a large sheet of thick paper or cardboard (A3 is ideal), lay it horizontal and lightly mark the middle.
2. Fold each end into the middle so that both ends touch.



3. Cut out the front cover page and paste both halves onto the folded flaps to form the front cover.



4. Open the Flip book and paste the 'Side Boxes' in a desired arrangement.



Instructions continued:

5. To create center flip pages, cut off the bottom strip of the page that is not needed and paste in the order, so that the largest page is on the bottom and the shortest page is on the top.
6. Some worksheets may need to be trimmed down the side due to different printer settings. If this is the case have you students cut along the dark lines.
7. Paste each additional worksheet by applying glue to the previous worksheet in the strip labeled 'paste along here'.
8. Ensure that you can flip each worksheet to see the one underneath.

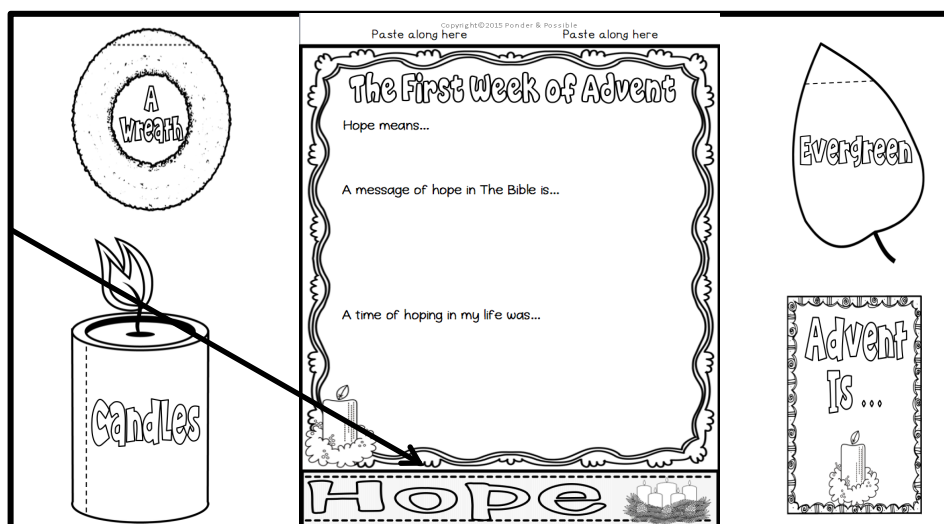
(Please note: Flip book can be made without front and side boxes; if desired use only the flip pages).

Order for Pasting

Begin with the largest worksheet and paste onto the middle of the large sheet of paper.

1. Hope / Waiting
2. Peace / Preparation
3. Joy
4. Love
5. Light
6. Advent

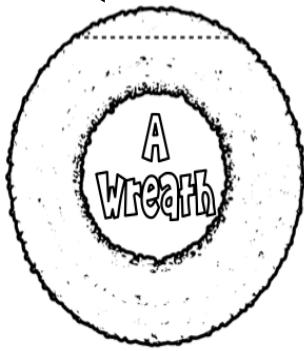
Paste this
page
first!



The Inside of a Completed Lap Flip Book

Wreath lifts up to
reveal meaning of
symbol

Leaf folds up to
reveal meaning of
symbol



I am waiting
for Jesus



Advent



Light



Love



Joy



Peace



Hope



Candle folds
open to reveal
meaning of
symbol

Advent
accordion folds
open to reveal
information

Each page flips up to reveal the
student's work underneath

Flip Page Lesson Ideas

Front Cover

- Students color cut and paste Advent wreath on to a large piece of paper.

Advent Symbols

- Wreath
- Candle
- Evergreen

- See instruction sheet below on how to create symbols.
- Students record the meaning and significance of each symbol.

Advent Accordion Book Advent is...

- See instruction sheet below on how to create book.
- Students use the book to record what Advent is and facts about Advent;
 - e.g. Duration of 4 weeks before Christmas
 - e.g. A time of waiting and preparation for the coming of Jesus

Advent Pages

- Week 1-2

- Week 1 – choose between hope or waiting theme sheet
- Week 2 – choose between peace or preparation theme sheet

- Students complete with words or pictures according to the directions on the page.

Advent Pages

- Week 3-4
- Light

- Students complete with words or pictures according to the directions on the page.


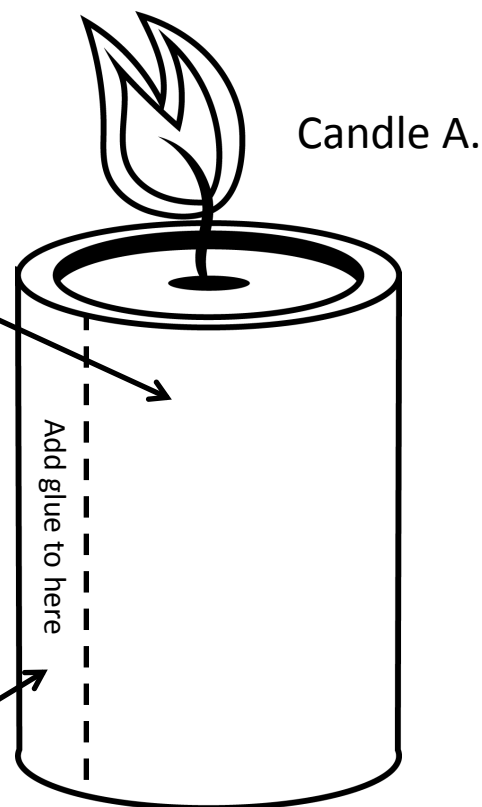
I am waiting for Jesus

- Students decorate and paste as instructed

Instructions for Creating Interactive Advent Symbols

Wreath, Candle, Evergreen

1. Students investigate and write the meaning of each on symbol A.
2. Color and cut out all Advent symbols.
3. Add glue to the reverse side of symbols A. and paste them to your page.
4. Add glue to the glue area of symbol A.
5. Paste symbol B. directly over the top of symbol A.
6. Fold or lift flap to read the information directly underneath.



Instructions for Creating Interactive Advent Symbols

Accordion Book

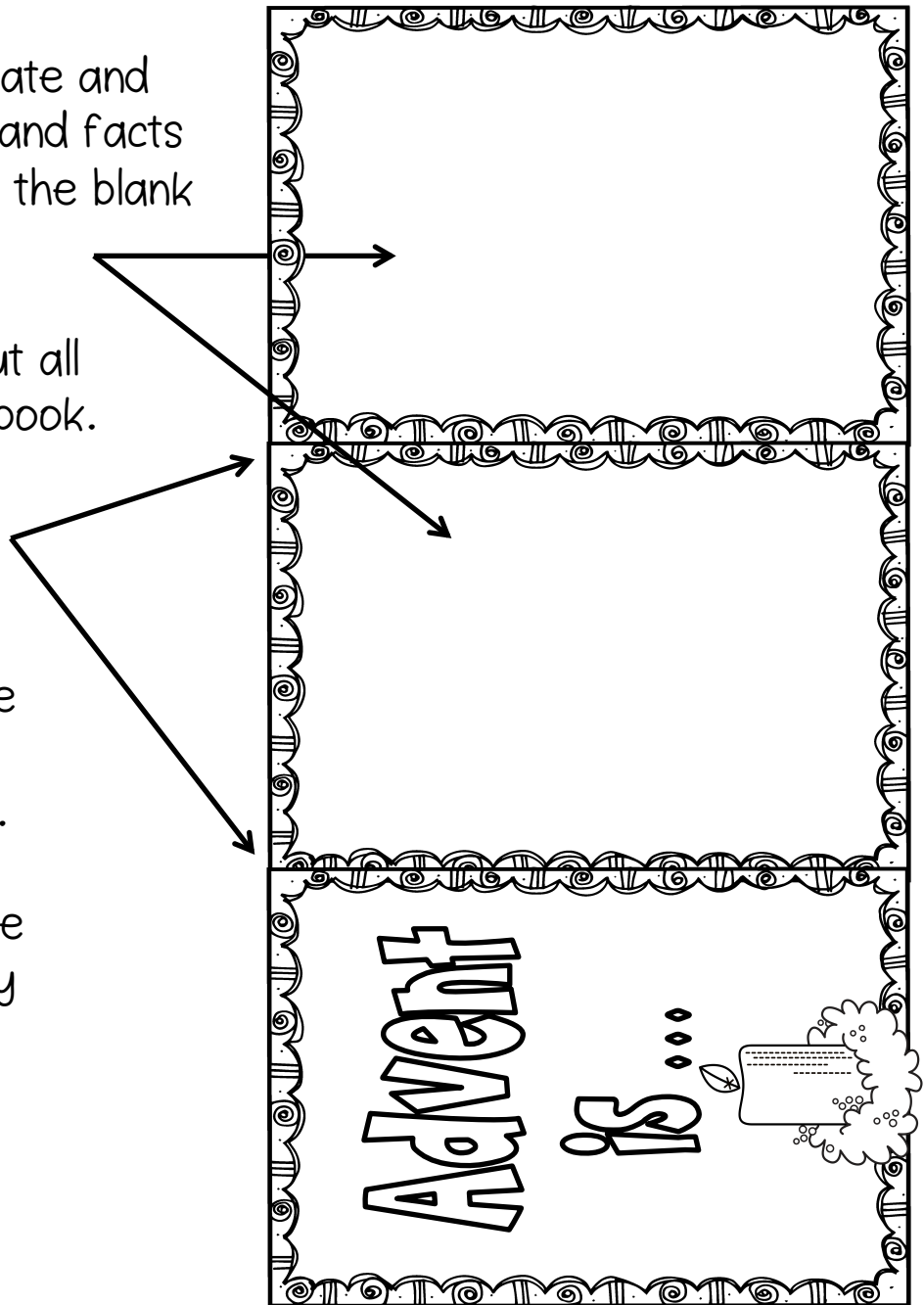
1. Students investigate and write the meaning and facts Advent of each on the blank pages.

2. Color and cut out all Advent accordion book.

3. Fold on joins.


4. Add glue to the reverse side of the last and and paste book to your page.

5. Open to read the information directly underneath.



Cut out around the black border

Advent



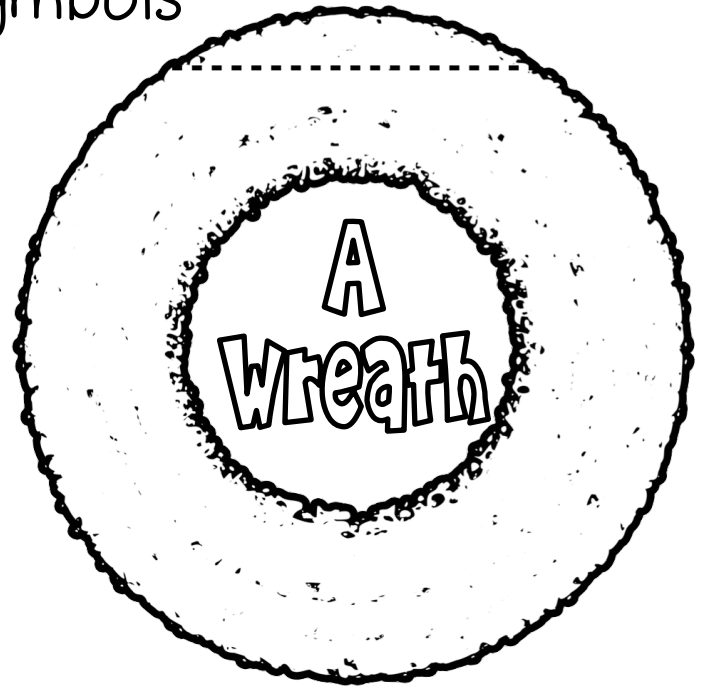
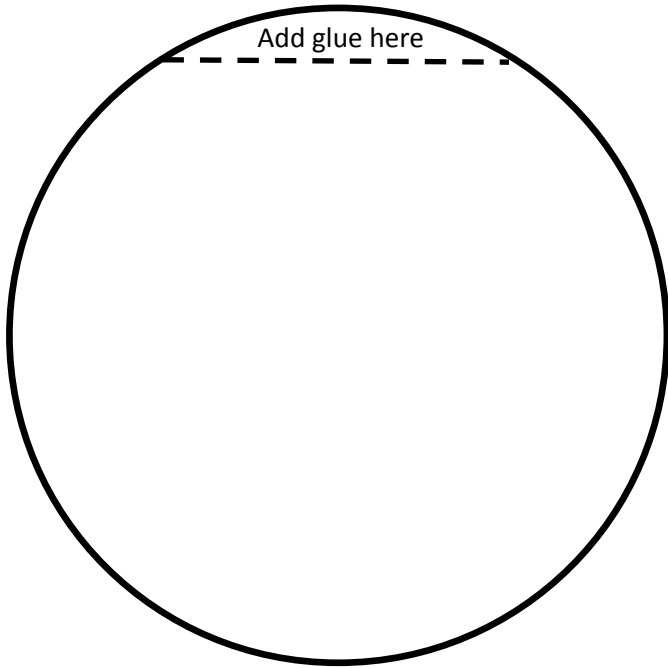
Copyright©2015 Ponder & Possible

Cut along the dotted line to cut the page into halves.

Wreath A.


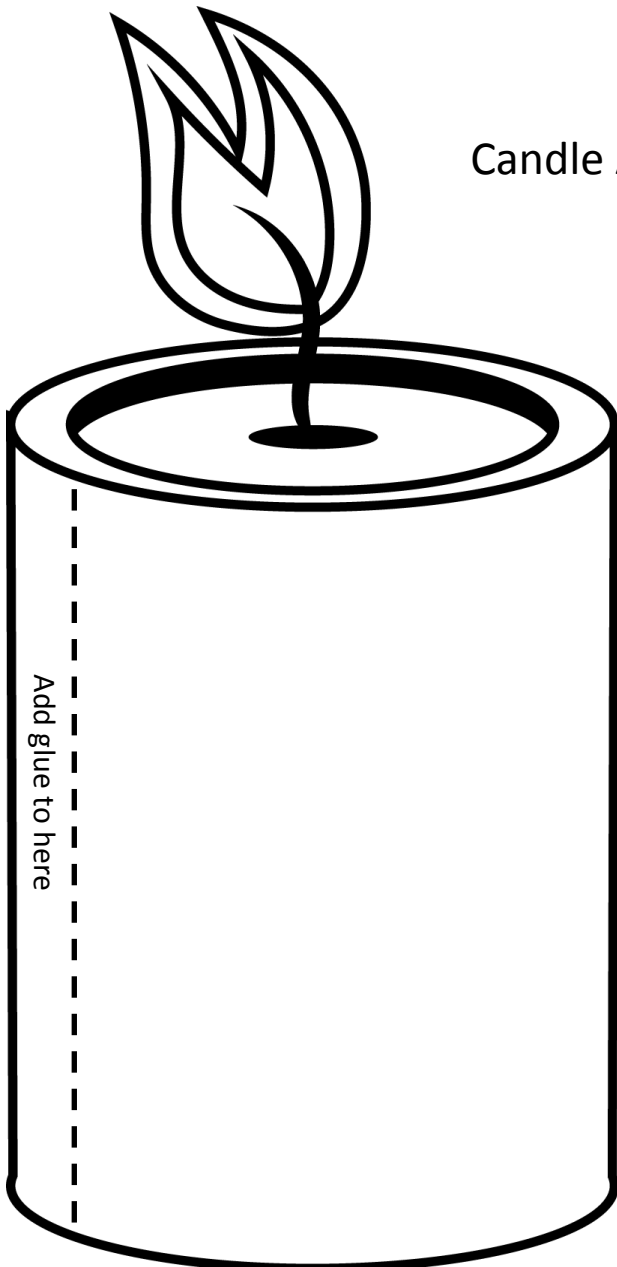
Advent Symbols

Wreath B.



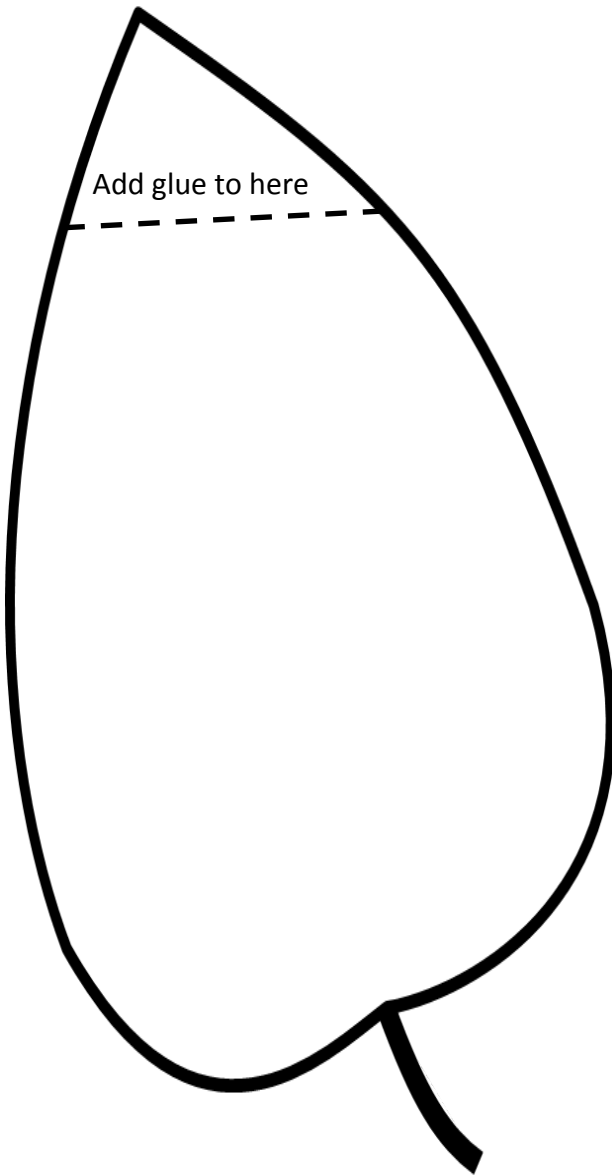
Candle A.

Candle B.




Advent Shapes

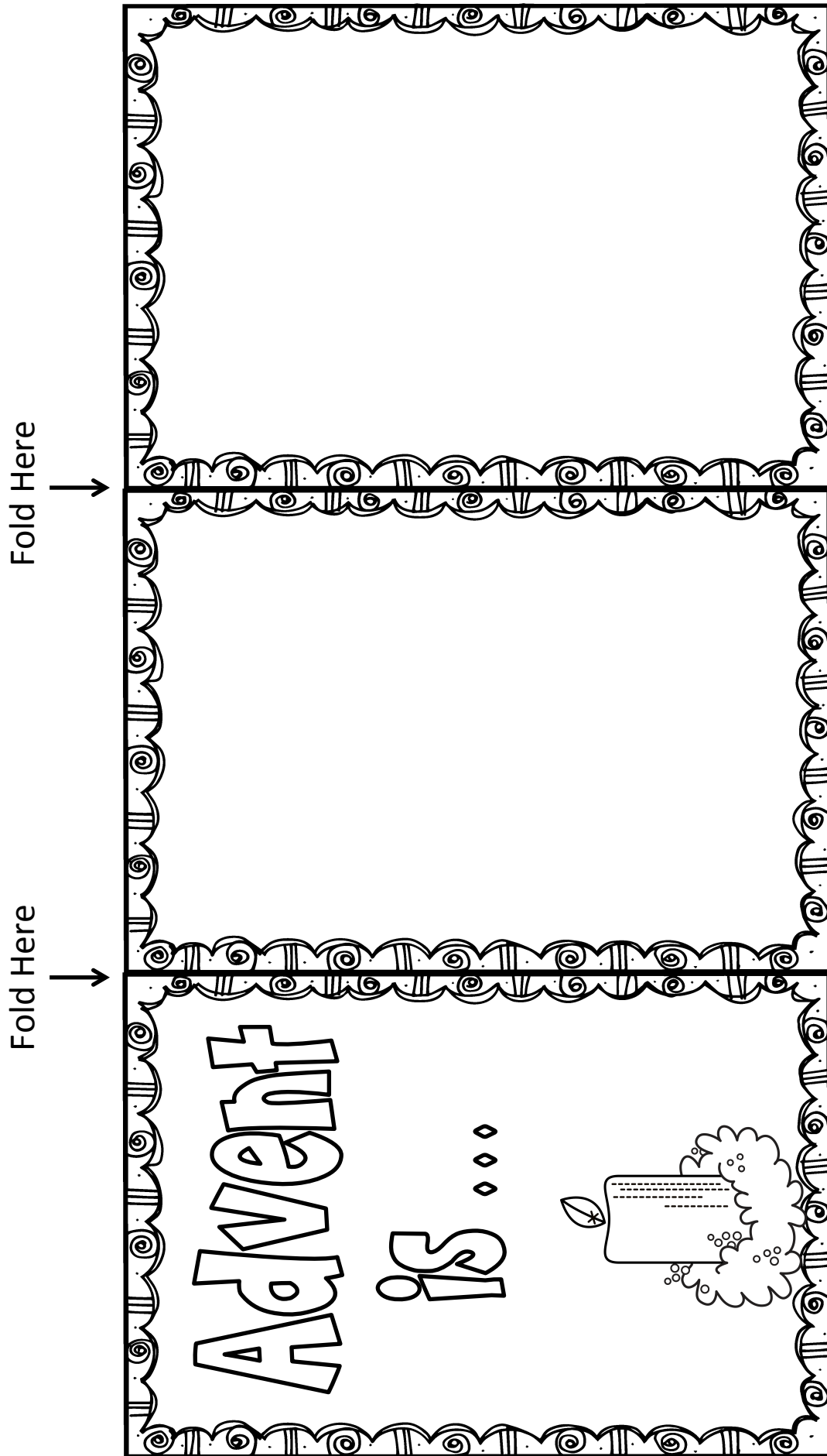
Leaf A.



Leaf B.



Advent Accordion Book



Add glue to the reverse side of this rectangle only.

Paste along here


Paste along here

The First Week of Advent


Hope means...

A message of hope in The Bible is...

A time of hoping in my life was...



HOPE



Paste along here


Paste along here

The First Week of Advent


Waiting means...

A time of waiting in The Bible is...

A time of waiting in my life was...



Waiting




Paste along here


Paste along here

The Second Week of Advent

Ways that I can go in peace and love to serve The Lord are;



Peace




This section not needed ~ cut off along the black line above

Paste along here


Paste along here

The Second Week of Advent

Things I can do to prepare for coming of The Lord are;



Preparation



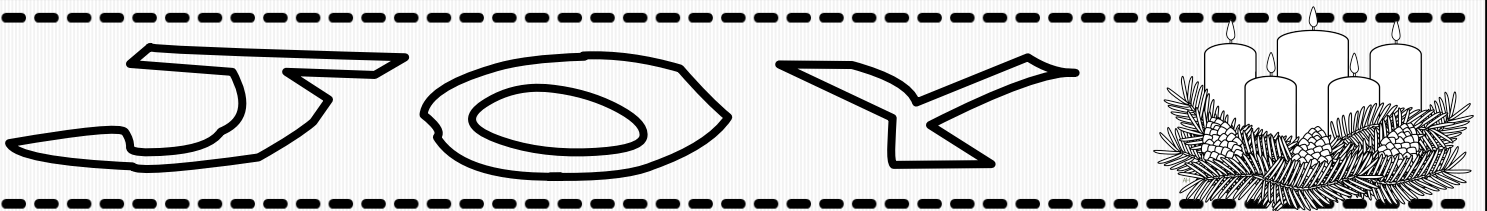
This section not needed ~ cut off along the black line above

Paste along here

Paste along here

The Third Week of Advent

I have felt joy in my life when...



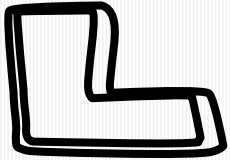
This section not needed ~ cut off along the black line above

Paste along here

Paste along here

The Fourth Week of Advent

I show love when I...




This section not needed ~ cut off along the black line above


Paste along here

Paste along here

Jesus is the light of my world when...




Light



This section not needed ~ cut off along the black line above


I am waiting
for Jesus

Advent



Copyright © 2015 Ponder & Possibilities

This section not needed ~ cut off along the black line above



It is in time spent
pondering that the
answer becomes a
possibility!

For a variety of educational resources,
please visit my store 'Ponder & Possible'
by clicking on the products below.
Thank you.



Advent Scripture Reflections



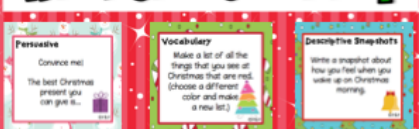
Advent Activities Puzzles, games...



Advent Weekly Reflections



72 Task Cards Writers Journal



Christmas



Christmas FLIP Book



Pages & Shapes Interactive

Copyright©2015 Ponder & Possible
All rights reserved by author.
Permission to copy for single
classroom use only.
Electronic distribution limited to
single classroom use only.
Not for public display.



Thank you for taking the
time to visit my store
and for downloading one
of my products.
Your support is always
greatly appreciated.
P&P

Credits ~ Thank you to...



<http://www.teacherspayteachers.com/Store/Zip-a-dee-doo-dah-Designs>



<https://www.teacherspayteachers.com/Store/Ponder-And-Possible>